TECHNICAL DATA SHEET

HYDROPRUFE 3000



Self adhesive Waterproof Membrane

PREMCRETE

HYDROPRUFE 3000





TYPE A
POST APPLIED

WATER RESISTANT

BBA
BBA CERTIFICATE

UK CA
UK CONFORMITY

25 YEARS
PRODUCT WARRANTY

DESCRIPTION

HYDROPRUFE 3000 is a high performance cold applied waterproof membrane, manufactured from tough cross-orientated HDPE film to a layer of rubber adhesive. The applied film has excellent tear resistance and dimensional stability making it suitable for application to concrete and masonry structures where resistance to ground water is required.

USES

HYDROPRUFE 3000 is used for the tanking of substructures and in particular slab-edge detailing in conjunction with other PREMCRETE waterproof membranes. It is post applied to a primed substrate to provide an effective barrier to ground water. Typical uses include retaining walls, lift pits, culverts and tunnels.

ADVANTAGES

- Rapid and easy installation.
- Cold applied system.
- Flexible yet robust membrane.
- Excellent adhesion to a wide variety of substrates.
- Capable of resisting a 6 metre head of water when fully supported.
- HYDROPRUFE 3000 is certified by the British Board of Agrément and is UKCA Certified.

HYDROPRUFE 3000

TECHNICAL & PERFORMANCE PROPERTIES

Properties	Test Method	Value
Tensile Strength	ASTM D1000	5.0 MPa
Elongation	ASTM D1000	300%
Puncture Resistance	ASTM E154	230N
Peel Adhesion	ASTM D1000	4.0 MPa
Water Vapour Transmission	ASTM E96	0.3g/m2/24hr
Water Penetration at Joint	MOAT 275.1.4	Nil

INSTALLATION PROCEDURE

Surface Preparation

The substrate to which the membrane is to be applied, should be smooth and free from excessive undulation and sharp projections, which may puncture the membrane. The substrate should be dry and free from dust and other deleterious materials. A mortar corner fillet should be formed at any internal corner junctions to allow ease of application of the membrane. Allow the mortar fillet to harden before application of the membrane.

Substrate Priming

Apply HYDROPRUFE PRIMER by roller, brush or spray application at a nominal rate of 6- 8m2 per ltr and allow to completely dry before the application of the membrane commences.

Application

The release paper should be removed from the first 500 mm before pressing firmly into position to ensure no air pockets are formed. Application of the roll is then completed by continuing to remove the release paper and applying pressure to ensure the membrane is well bonded to the substrate. Adjacent sheets of membrane should lap by a minimum of 50mm, this lap is in addition to any over-lap onto the selvedge. Prior to lapping onto an adjacent sheet, the release strip protecting the selvedge should be removed.
Joints should be firmly rolled to ensure a watertight seal between the 2 sheets. The membrane should be immediately protected using PREMCRETE PROTECTION BOARD 600 to prevent damage during backfill or by following trades.

PACKAGING & COVERAGE

Pack Size

1.05m x 19.05m roll.

STORAGE & SHELF LIFE

HYDROPRUFE 3000 should be stored vertically to ensure the membrane does not become deformed. It should be stored in cool dry conditions away from direct sunlight.

HEALTH & SAFETY

See separate Material Safety Data Sheet.

HYDROPRUFE 3000

ANCILLARY PRODUCTS



HYDROPRUFE PRIMER



LAP ROLLER



APPLICATOR ROLLER



TEKNOCEM HBR



PROTECTION BOARD 600



HYDROPRUFE HM8

44 Macadam Way | West Portway | Andover | Hampshire | SP10 3XW
www.premcrete.com | 02380 276166 | sales@premcrete.com

PREMCRETE